

DUSTBUGGY® Mobile Containment

BUILT IN HEPA FILTRATION FOR
ICRA COMPLIANCE LEVELS I-II

Available in **THREE** Sizes, featuring **TWO** Extension Systems, plus **FIVE** Exclusive Options

The DUSTBUGGY® line is built just like a HEPACART® but with no internal negative air machine. Choose the best DUSTBUGGY® size, extension system and options for your project.



Unit Size

DUSTBUGGY® 55

for a crew of one plus tools and a ladder.

DUSTBUGGY® 74

for a crew of two plus tools and a ladder.

DUSTBUGGY® 74X

for large projects for a crew of two plus tools, a ladder and large equipment.



Mechanism

DUSTBUGGY® Classic

features four spring-loading, telescoping poles and exclusive slide-out option.

Advantage: Flexibility

DUSTBUGGY® Auto-Lift

features actuators lifted with push-button controls.

Advantage: Ease of Use

Both reach standard extended heights of 10' 6" with accessories to reach higher ceilings. Neither require tools for operation.



Options

Wall Access

Work in walls and ceilings

Adjustable Ladder Extension Module

Work high in the ceiling

Vision Panels

Unlimited visibility

Upgraded Digital Pressure Monitor

Visible and automated alarms.

Lockable Top

For secure storage



Unit Arrives Ready for Work

Every **DUSTBUGGY®** arrives fully assembled and ready to use upon delivery.

Standard Features of Every DUSTBUGGY®

Durability



Fully-boxed aluminum frame.



Lightweight, uni-body design and assembled with aircraft-grade inserts and truss-head screws.

900 lb. rated non-marring casters with brakes

Swivel locks on one end.



Total Cart rated 1500 lbs.

Adjustable enclosure lasts 5x longer.

Antimicrobial, flame odor and stain resistant, anti-static and durable with no fiber shedding. Clear zipping top Healthcare approved.

Convenience



Door package has a single window, lock and key set and work permit holder.



Differential pressure



Walk-off / tacky mat




Accommodates nearly size or type of ladder.

Electrical



Available in 120 v AC for North America / Japan.

(see International Pages for other configurations)



20 ft. retractable cord. Three-way electrical switch.

Dimmable HAL LED lighting system illuminates the work area.




Retrofittable



Upgrade to a HEPACART® in the field at a later date.

Retrofit kit includes the end panel with all electrical, including retractable cord, lights and three-way switch



and a tested and certified internal negative air machine attached.



Range of Sizes for Any Project



DUSTBUGGY® 55

DUSTBUGGY® 74

DUSTBUGGY® 74X

Capacity:

1 Person Plus Tools and Ladder

Working Dimensions:

60 in. L x 29 in. W

Internal Dimensions:

55 in. L x 29 in. W

Fits through any 36" door

Extends to 10 ft. 6 in. H

Extends higher with
additional options.

Encloses one standard
2 ft. x 4 ft. ceiling tile.

Add the Multiple Tile Adapter to
access two, 2 ft. x 4 ft. ceiling tiles.

Working Weight:

300 lbs.

Capacity:

2 People Plus Tools and Ladder

Working Dimensions:

80 in. L x 29 in. W

Internal Dimensions:

74 in. L x 29 in. W

Fits through any 36" door

Extends to 10 ft. 6 in. H

Extends higher with
additional options.

Encloses one standard
2 ft. x 4 ft. ceiling tile.

Add the Multiple Tile Adapter to
access two, 2 ft. x 4 ft. ceiling tiles.

Working Weight:

325 lbs.

Capacity:

2 People Plus Tools,
Ladder and Equipment

Working Dimensions:

80 in. L x 39 in. W

Internal Dimensions:

74 in. L x 39 in. W

Fits through any 42" door

Extends to 10 ft. 6 in. H

Extends higher with
additional options.

Encloses one standard
2 ft. x 4 ft. ceiling tile.

Add the Multiple Tile Adapter to
access two, 2 ft. x 4 ft. ceiling tiles.

Working Weight:

350 lbs.

Available as a Classic and Auto-Lift



DUSTBUGGY® CLASSIC

Most Versatile Raise and Lower System

Telescoping, spring-loaded extension poles for a tight seal.

Individual articulation on all four corners adjust to almost any ceiling.

No tools required.

Offsets up to 8 in. at the ceiling.

Exclusive: Top Slide-Out



Ideal for working around wall obstacles including handrails, art, nurse's stations, etc.

Locks into place.



DUSTBUGGY® AUTO-LIFT

Unmatched Ease-of-Use

Two internal actuators adjust the enclosure individually to the desired height with the push of a button.

Allows for angle adjustment up to 45° for uneven ceilings or floors.

Easy to replace actuators with stationary motors.

Each actuator rated for 200 lbs.

No tools required.



Upgrade Options



TOTAL WALL ACCESS

Sliding door in the hard wall opens to provide comfortable wall access between 12" and 60".



Removable windows in the enclosure allows access to the wall area above

PART #: TWA



LADDER EXTENSION MODULE

Reach up to 16 ft. in the ceiling with taller ladders.
Keeps worker inside of the cart.



Collapses and folds into place for transport.

PART #: ALEM



VISION PANELS

Available as single transparent panel often paired with wall access option.

PART #: LVP OR RVP



Available as two transparent panels for complete 360 visibility into the cart.

PART #: TVP

Work Efficiency Accessories



MULTIPLE TILE ADAPTER

Expands access 2x to 3x into multiple tiles while keeping the same footprint on the floor. Fits securely into the top frame of the unit.

PART #: MTA




BATTERY POWER STATION

Lithium-ion battery kit comes with power station, fast charger and exterior battery shelf. Mobile app enabled, built in surge protection,

PART #: HC-BAT-KIT-GZY1500X

Upgrade Options



FLOOR ACCESS KIT

Removable panel in the ceiling allows access to the floor. Includes foam sealing flange. Compatible with 74 models only.


PART #: FA74C



DIGITAL PRESSURE MONITOR

Provides visible and audible alarms. Configurable to monitor negative or positive pressure.

PART #: HCRPM



JOB BOX LOCKABLE TOP

Converts the cart to a lockable job box to secure items. Top swings up and pins into the top of the cart. Currently compatible with standard Classic models only.

PART #: LT

Accessories and Consumables



EXPORT ADAPTER

Adapter needed for external negative air machine.

PART #: EA



TOP DUST COVER

Keeps the cart free from dust while in storage or transport

PART #: DC



CLEAN KIT

Stores under the ladder shelf. Includes cleaning solution and microfiber towels.

PART #: HCCK



SHELF LADDERS

Available in 6 ft., 8ft. and 10 ft. Other ladders sourced on request.

PART #: GBSL



FULL DUST COVER

Encloses the entire cart keeping it dust and scratch free in storage or during transportation

PART #: FDC



WALK OFF MATS

Measures 18" x 36"/ 60 pack Fits in Clean Mat tray below the door.


PART #S: CM or CMR (Mats Only)



HEPA VACUUM

Quiet, powerful 1.25 HP motor capable of 67 CFM
 HEPA-tested 99.99% at 0.3 m

PART #: T9F287029



ENCLOSURES

Antimicrobial, flame odor and stain resistant, anti-static and durable with no fiber shedding. Standard and Tall options.

PART #S: PTC or TPTC



NEGATIVE AIR MACHINE

Designed for compatibility with the DUSTBUGGY® product line. 50-1000cfm.

PART #: HFAIR1100

Enclosure Options to Add Height and Visibility



STACKABLE MODULES

Go even higher (14+ ft.)
Each stackable module is 2 ft.
Securely fastens to the DUSTBUGGY®.
For Auto-Lift models only.

PART #: SEMHC

All enclosures are antimicrobial; flame, odor and stain resistant, anti-static and durable with no fiber shedding.



ENCLOSURE WINDOWS

Two large windows in each side.
Window panels are removable
for wall access.
For standard and tall enclosures.

PART #: WAE

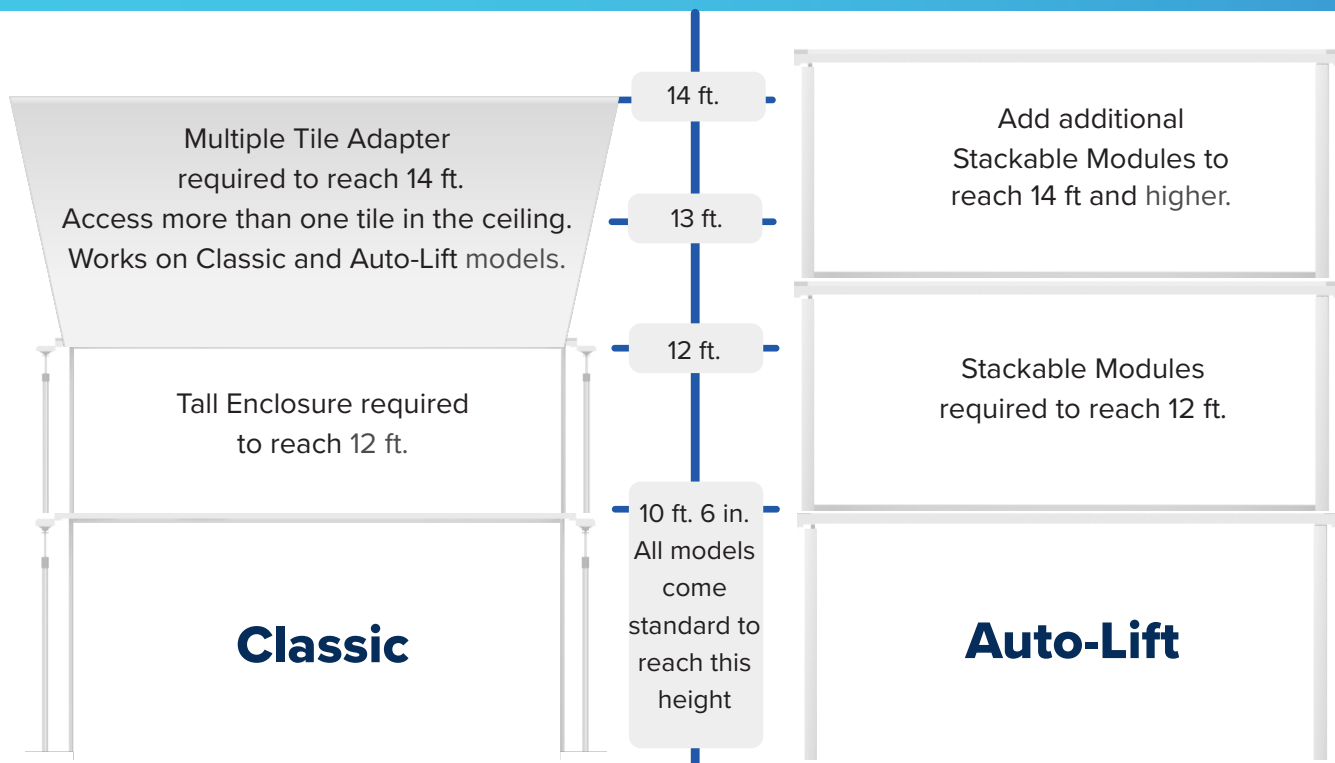


TALL ENCLOSURES

Reaches ceilings up to 12 ft.
Installs in minutes.
Includes two pass-thru slips
For Classic models only.

PART #: TPTC

Reaching New Heights with DUSTBUGGY®



Custom Design and Engineering Services

Need Highly Specialized or Custom Mobile Containment?

Self-Contained AnteRoom

Designed for major construction company needing the air scrubber contained in the unit.



Extended Reach HEPACART®

Designed for major aviation technology supplier with 16 ft. ceilings and a high-risk environment where dust can damage sensitive avionics.



Warden Phone HEPACART®

Designed for major construction company needing to access areas for installation of warden phones at required height



Dual Entry HEPACART®

Designed for international electrical contractor to allow two persons in the ceiling at once.



Transport HEPACART®

HEPA-filtered transport cart designed for moving and containing heater/chiller units in surgical suites.



Linked Unit HEPACART®

Designed for a contractor working a large piping project above ceiling. Units could be unlinked and used separately.



International Listing Authorities



NORTH AMERICA / JAPAN

Testing performed by Intertek.
 Conforms to UL Standard 507 and certified to CSA STD 22.2 No.1.
 Standard North American grounded plug.
 20 ft. cord reel and GFCI outlets.

AUSTRALIA / ASIA MIDDLE EAST SOUTH AMERICA

Testing performed by Intertek.
 Conforms to CE requirements.
 Electrical plugs and outlets configured to destination country specifications.
 Self storing, power cord.
 220 v AC / 50 Hz

UNITED KINGDOM / EUROPEAN UNION

Testing performed by CE Marking Authority.
 Conforms to UKCA and CE requirements.
 Electrical plugs and outlets configured to destination country specifications.
 Self storing, power cord.
 220 v AC / 50 Hz



International model for Denmark
 HEPACART 74 Auto-Lift

Worldwide Distribution Network



United Kingdom / European Union



Japan



Canada



Canada



Asia



Middle East



Australia / New Zealand

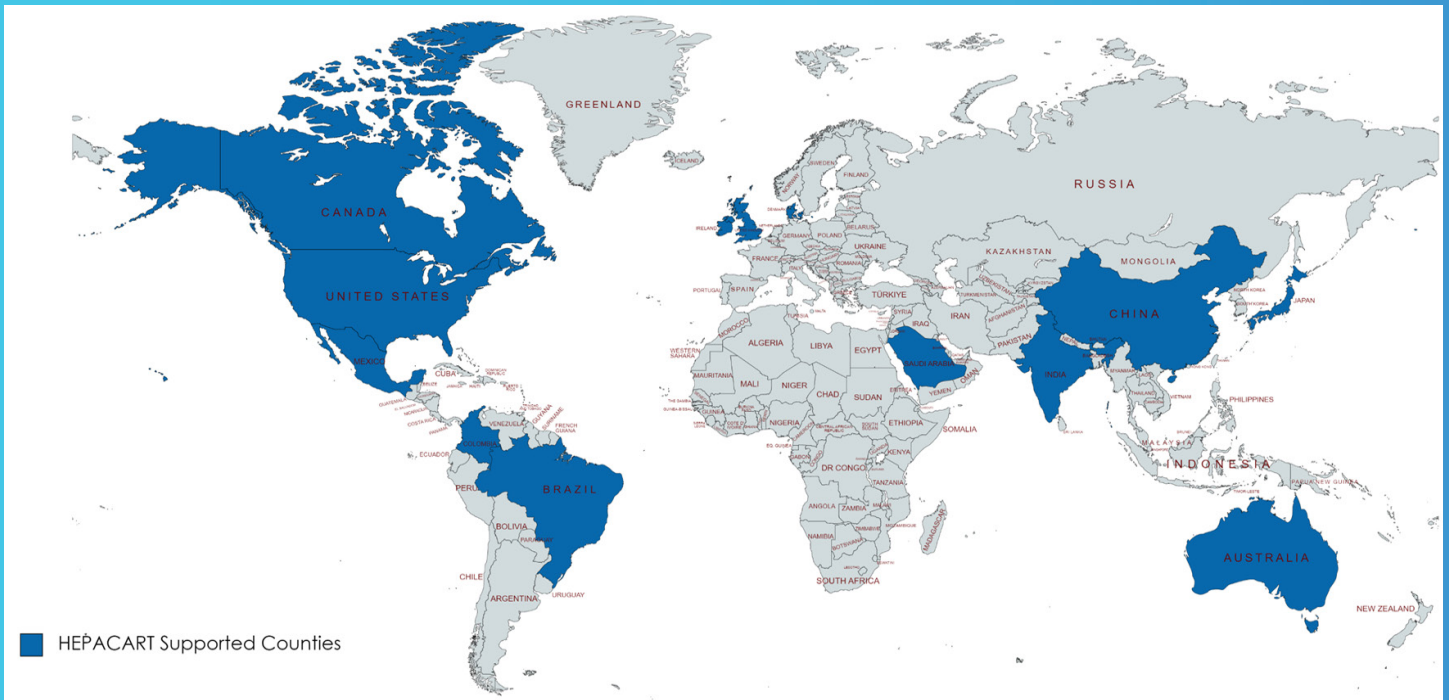


International



Contact Us to Help You Locate a Reseller

Trusted in Thousands of Facilities Worldwide



DUSTBUGGY® International Sales

International HEPACARTS® have all the same Best of Class features, quality control and filter integrity testing. There are a few key differences.

Shipping

Single units up to quantity of four are shipped in treated international crates. Larger orders require cargo containers.



Ladder Safety

All international carts have two additional ladder clamps on the ladder shelf and two floor brackets designed to securely capture ladder feet.



CE and UKCA units feature a self-storing power cord, specific plug for the destination country. CE and UKCA units also feature specific internal outlets.



North American models and Japan feature the standard electrical configuration.



Classic Models Guide

DUSTBUGGY® 55 CLASSIC Models

MODEL #	CONFIGURATION
DB55C-000002	DUSTBUGGY® 55 - Classic (Base Model)
DB55C-011002	DUSTBUGGY® 55 - Classic + Right Vision + Left Vision
DB55C-000012	DUSTBUGGY® 55 - Classic + Digital Pressure Monitor
DB55C-002002	DUSTBUGGY® 55 - Classic + Wall Access
DB55C-012002	DUSTBUGGY® 55 - Classic + Left Vision + Wall Access
DB55C-000102	DUSTBUGGY® 55 - Classic + ALEM
DB55C-002102	DUSTBUGGY® 55 - Classic + Wall Access + ALEM

DUSTBUGGY® 74 CLASSIC Models

MODEL #	CONFIGURATION
DB74C-000002	DUSTBUGGY® 74 - Classic (Base Model)
DB74C-011002	DUSTBUGGY® 74 - Classic + Left Vision + Right Vision
DB74C-000012	DUSTBUGGY® 74 - Classic + Digital Pressure Monitor
DB74C-002002	DUSTBUGGY® 74 - Classic + Wall Access
DB74C-012001	DUSTBUGGY® 74 - Classic + Left Vision + Wall Access
DB74C-000102	DUSTBUGGY® 74 - Classic- ETL + ALEM
DB74C-002102	DUSTBUGGY® 74 - Classic + Wall Access + ALEM
DB74C-002112	DUSTBUGGY® 74 - Classic + Wall Access + ALEM + Digital Pressure Monitor

DUSTBUGGY® 74X CLASSIC Models

MODEL #	CONFIGURATION
DB7XC-000002	DUSTBUGGY® 74X - Classic (Base Model)
DB7XC-002002	DUSTBUGGY® 74X - Classic + Wall Access
DB7XC-000102	DUSTBUGGY® 74X - Classic + ALEM

AUTO-LIFT Models Guide

DUSTBUGGY® 55 Auto-Lift Models

MODEL #	CONFIGURATION
DB55A-000002	DUSTBUGGY® 55 - Auto-Lift (Base Model)
DB55A-011002	DUSTBUGGY® 55 - Auto-Lift + Right Vision + Left Vision
DB55A-000012	DUSTBUGGY® 55 - Auto-Lift + Digital Pressure Monitor
DB55A-002002	DUSTBUGGY® 55 - Auto-Liftc + Wall Access
DB55A012002	DUSTBUGGY® 55 - Auto-Lift + Left Vision + Wall Access
DB55A-000102	DUSTBUGGY® 55 - Auto-Lift + ALEM
DB55A-002102	DUSTBUGGY® 55 - Auto-Lift + Wall Access + ALEM

DUSTBUGGY® 74 Auto-Lift Models

MODEL #	CONFIGURATION
DB74A000002	DUSTBUGGY® 74 - Auto-Lift (Base Model)
DB74A011002	DUSTBUGGY® 74 - Auto-Lift + Left Vision + Right Vision
DB74A-000012	DUSTBUGGY® 74 - Auto-Lift + Digital Pressure Monitor
DB74C-002002	DUSTBUGGY® 74 - Auto-Lift + Wall Access
DB74A-012001	DUSTBUGGY® 74 - Auto-Lift + Left Vision + Wall Access
DB74A-000102	DUSTBUGGY® 74 - Auto-Lift - ETL + ALEM
DB74A-002102	DUSTBUGGY® 74 - Auto-Lift + Wall Access + ALEM
DB74A-002112	DUSTBUGGY® 74 - Auto-Lift + Wall Access + ALEM + Digital Pressure Monitor

DUSTBUGGY® 74X Auto-Lift Models

MODEL #	CONFIGURATION
DB7XA-000002	DUSTBUGGY® 74X - Auto-Lift (Base Model)
DB7XA-002002	DUSTBUGGY® 74X - Auto-Lift + Wall Access
DB7XA-000102	DUSTBUGGY® 74X - Auto-Lift + ALEM

Photo Gallery | HEPACART® and DUSTBUGGY® In Action

