

FLOORZONE Mobile Containment

BUILT IN HEPA FILTRATION FOR
ICRA COMPLIANCE LEVELS I-V

Designed for **MAXIMUM** working space for floor projects.

The FLOORZONE is built just like a HEPACART® with an internal negative air machine. Rather than extend to the ceiling, the unit automatically lowers to the floor and raises



Unit Size

Footprint:
80" L x 39" W

Working Space:
75" L x 35" W



Mechanism

Push Button Auto
features four actuators
that gently lower foam
protected base of
the unit to the floor.



**FloorZone raises and lowers
with the push of a button**



Applications

**Flooring and
Tile Installation
and Repair**

Coring

Mold Remediation

**Polishing
and Gridding**

Standard Features of Every FloorZone

Convenience

Two locking double doors on **each side**.



Window in each door plus one window in the end.

Push button raise and lower.




Interior and exterior differential pressure gauge.



Transparent top panel for visibility and ambient light.

Unit is tall enough an average size person can stand in the unit.



Features, lock and key set and work permit holder.



Electrical

Available in 120 v AC for North America / Japan.

(see International for other configurations)

20 ft. retractable cord



Includes **lithium phosphate battery and charging station.**



Dimmable HALO LED lighting system illuminates work area.

Two GFCI protected convenience outlets and



Filtration




Embedded, adjustable speed negative air machine with prefilter and HEPA Filter.


Maximized Space For Floor Projects

Convenience

Sizable workspace inside of the cart



Removable casters and actuators to provide access to the corners.



FLOORZONE FZ

Durability

Fully-boxed aluminum frame with white compression foam to protect floors.



Lightweight design assembled with aircraft-grade inserts and truss-head screws.



900 lb. rated swivel locking casters.

Capacity:

2 People Plus Equipment

Working Dimensions:

84 in. L x 39 in. W

Internal Dimensions:

75 in. L x 35 in. W

Fits through any 42" door

Lowers via four (4) actuators to the floor below. with push button control.

Working Weight:

300 lbs.



FloorZone Options and Accessories



EXPORT ADAPTER

Adapter needed for external negative air machine.

PART #: EA



CLEAN KIT

Stores under the ladder shelf. Includes cleaning solution and microfiber towels.

PART #: HCCK



RAMPS

Easily moves equipment over the threshold.

PART #: FZRAMP



WALK OFF TRAY / MATS

Measures 18" x 36" / 60 pack
Fits in Clean Mat tray

PART#S: CM or
CMR (Mats Only)



DIGITAL MONITOR

Provides visible and audible alarms and configurable to monitor +/- air pressure.

PART #: HCRPM



TOP DUST COVER

Keeps the cart free from dust.

PART #: DC



HEPA VACUUM

Quiet, powerful 1.25 HP motor
capable of 67 CFM
HEPA-tested 99.99% at 0.3 m



FULL DUST COVER

Encloses and protects the cart.

PART #: FDC

Each Unit Is Individually Tested

Every FLOORZONE is tested as an assembled unit with an ATI Photometer, a EBT Balometer and an EBT Micromanometer with an ATI Generator.

Only after a FLOORZONE completes and passes testing procedures is it issued a Certificate of Compliance.

